Parks & Recreation Advisory Board and Community Redevelopment Advisory Board Joint Work Session

Agenda

March 15, 2023 @ 5:00 pm

welcome

Agendas and all backup material supporting each agenda item are accessible via the city's website at cityofwinterpark.org/bpm and include virtual meeting instructions.

assistance & appeals

Persons with disabilities needing assistance to participate in any of these proceedings should contact the City Clerk's Office (407-599-3277) at least 48 hours in advance of the meeting.

"If a person decides to appeal any decision made by the Board with respect to any matter considered at this hearing, a record of the proceedings is needed to ensure that a verbatim record of the proceedings is made, which record includes the testimony and evidence upon which the appeal is to be based." (F.S. 286.0105).

please note

Times are projected and subject to change.

agenda	time
1. Call to Order	
2. Discussion Item(s)	
a. MLK Park - Community Playground	60 minutes
3. Adjournment	

Parks & Recreation Advisory Board

agenda item

item type Discussion Item(s)	meeting date March 15, 2023
prepared by Tatia Ghviniashvili	approved by
board approval	
strategic objective	

subject
MLK Park - Community Playground

motion / recommendation

background
On Tuesday, February 7th the City of Winter Park and Community Redevelopment Agency (CRA) hosted a third public meeting with regards to improvements at Martin Luther King Jr. (MLK) Park. The purpose of the meeting was to review concepts generated by the City's landscape architecture firm Dix-Hite, and curated from public interaction and stakeholder input. After decades of wear and tear, the playground is in need of enhancements including improvements to bring the playground into compliance with today's safety standards.

Included for reference is a compilation of workshop notes and citizen feedback In addition, the attached map generally describes input from Winter Park stakeholders, and where they are in relation to the park, CRA, and City as a whole. Staff is requesting use of this joint meeting forum to discuss concepts, general feedback, and direction moving forward to allow for greater detail in design and cost estimation.

alternatives / other considerations

fiscal impact

ATTACHMENTS:
January 2023 Schematic Playground.pdf

ATTACHMENTS:
Community Playground Workshop Notes January 2023.pdf

ATTACHMENTS:
Community Meeting - Playground at Martin Luther King, Jr. Park 02.07.23.pdf

ATTACHMENTS:
MLK Park Community Meeting Addresses Map.pdf

DR. MARTIN LUTHER KING, Jr. PARK

COMMUNITY PLAYGROUND + SPLASH PAD

SCHEMATIC PACKAGE

Prepared for the City of Winter Park

January 6, 2023

DIX·HITE

TABLE OF CONTENTS

DESIGN STATEMENT	**3**
INVENTORY + ANALYSIS	**4**
SITE FRAMEWORK PLAN	**9**
PLAYGROUND ENLARGEMENT	**10**
INSPIRATION IMAGERY	**11**
SPLASH PAD PERSPECTIVE	**12**
PLAYGROUND PERSPECTIVES	**13**
SITE FURNISHINGS	**15**
MATERIALS PALETTE	**16**
LANDSCAPE PALETTE	**17**

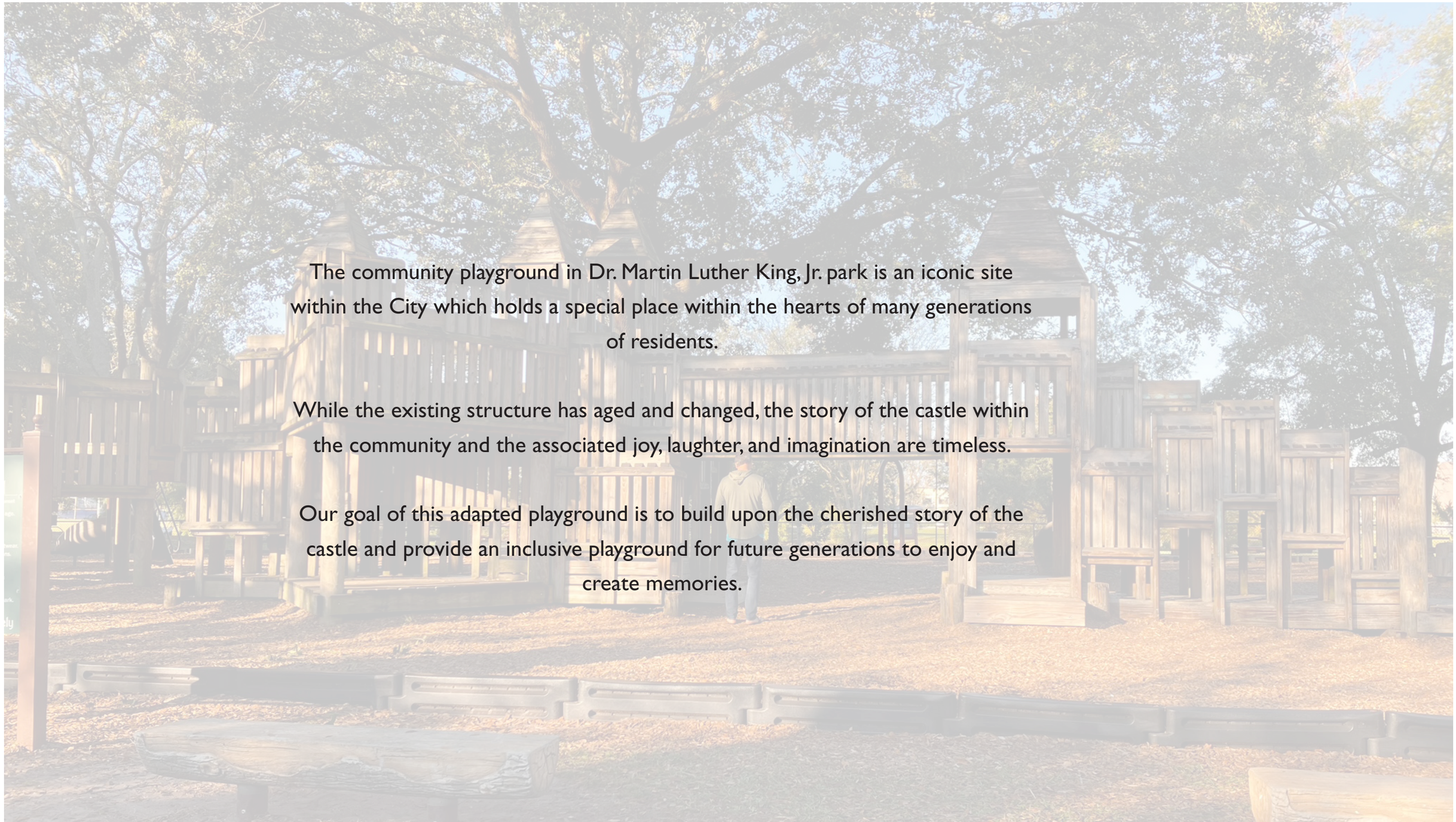

The community playground in Dr. Martin Luther King, Jr. park is an iconic site within the City which holds a special place within the hearts of many generations of residents.

While the existing structure has aged and changed, the story of the castle within the community and the associated joy, laughter, and imagination are timeless.

Our goal of this adapted playground is to build upon the cherished story of the castle and provide an inclusive playground for future generations to enjoy and create memories.

SITE INVENTORY + ANALYSIS

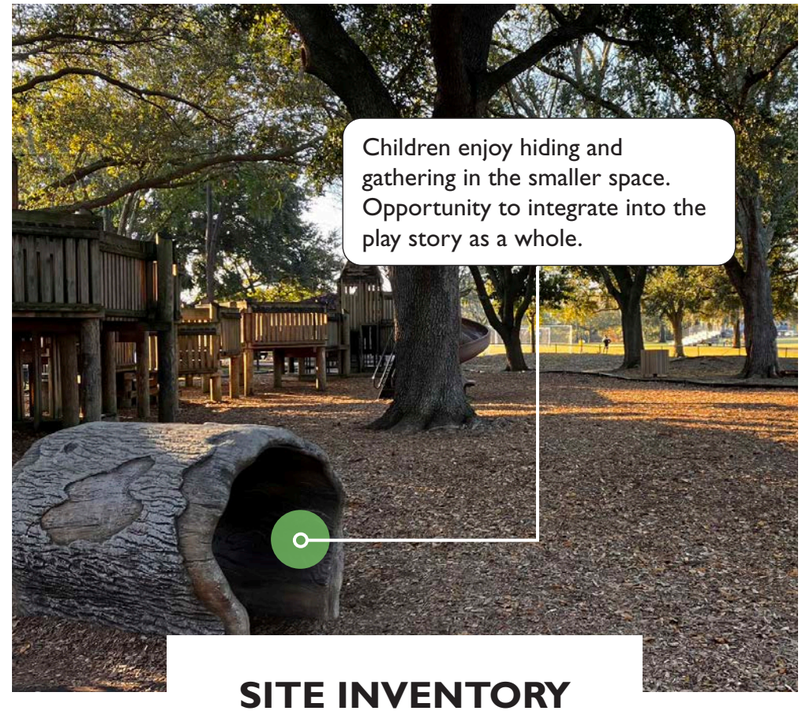



The center pathways of the castle are a unique and a key part of the playground.
Some areas of the castle are in need of substantial maintenance for safety and stability.
Children enjoy the various entry and exit points on the castle.
Overall transitions to the playground and play structures are not accessible to all abilities.

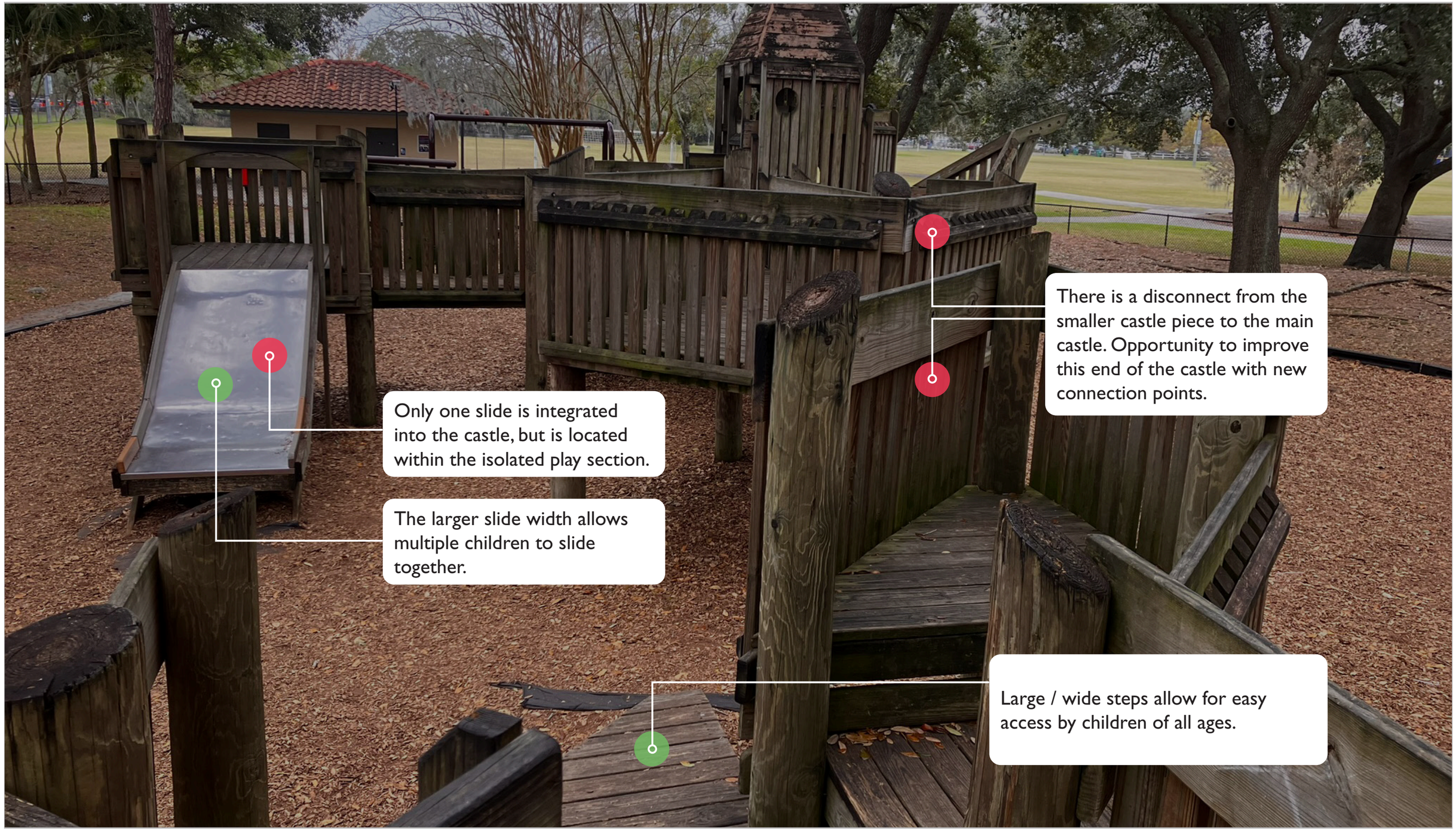
There is a disconnect from the smaller castle piece to the main castle. Opportunity to improve this end of the castle with new connection points.
Only one slide is integrated into the castle, but is located within the isolated play section.
The larger slide width allows multiple children to slide together.
Large / wide steps allow for easy access by children of all ages.

All the swings in the playground provide a variety of experiences in the current playground. There is an opportunity to relocate these swings with the expansion of the play space.



The existing pavilion is highly used for events. Opportunity to better integrate the pavilion with the park and to transitional activity areas.



Existing playground memorial gets lost in the playground. Opportunity to relocate to more prominent location

INVENTORY + ANALYSIS

KEY TAKEAWAYS:

- Need for accessible paths and play for children of all abilities
- Opportunity to integrate a splash play in the open/ sunny space
- Need for challenging / climbing opportunities within the park
- Need for additional access points from the northern side of the park into the playground
- Opportunity to integrate part of the existing castle with new, innovative and accessible play systems
- Opportunity to reuse existing play elements
- Opportunity to keep natural play as part of the playground's feature

(For additional takeaways based on workshop feedback, see Appendix A of overall park schematic package)

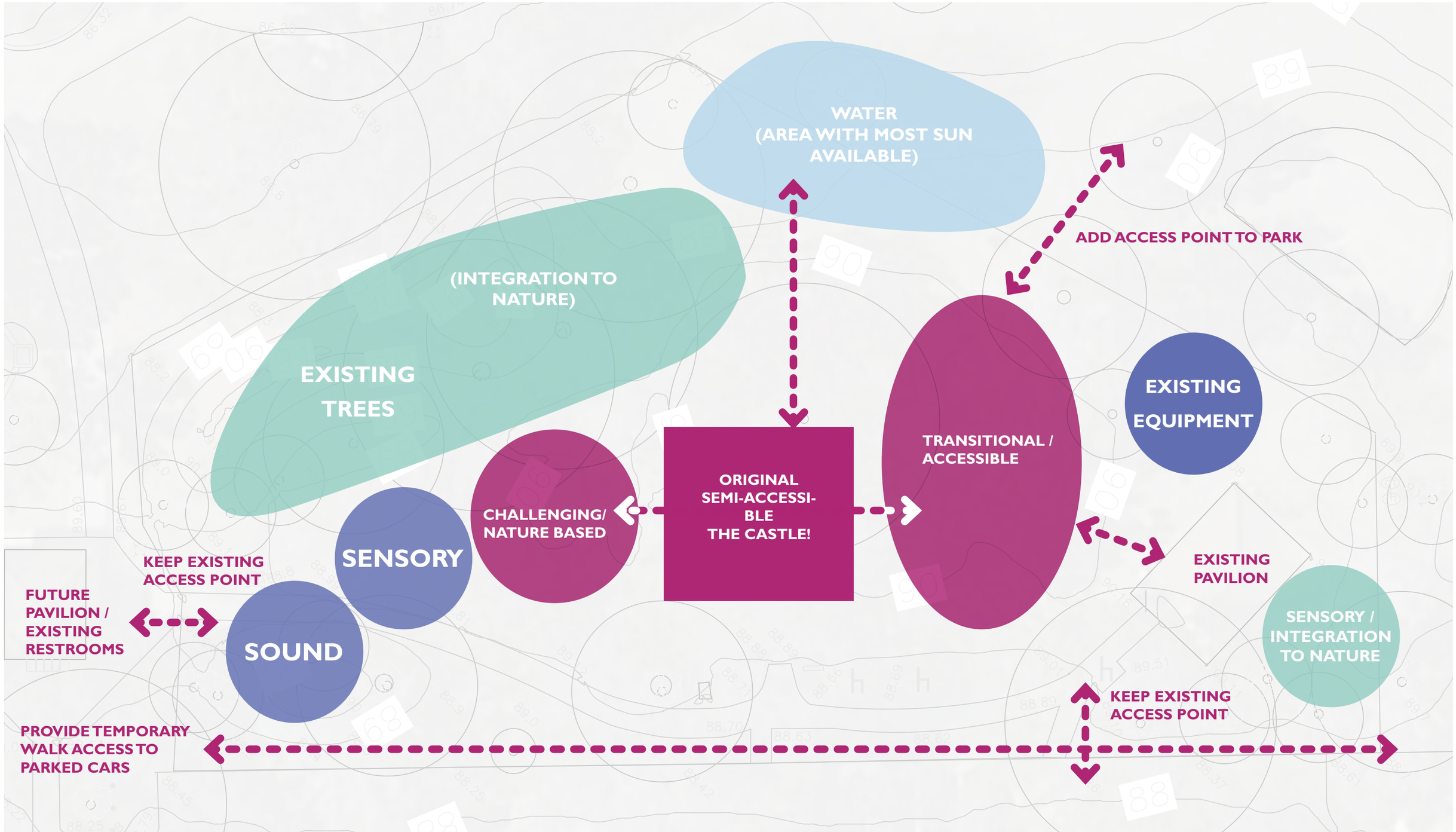
WATER
(AREA WITH MOST SUN
AVAILABLE)
ADD ACCESS POINT TO PARK
(INTEGRATION TO
NATURE)
EXISTING
TREES
EXISTING
EQUIPMENT
TRANSITIONAL /
ACCESSIBLE
ORIGINAL
SEMI-ACCESSI-
BLE
THE CASTLE!
CHALLENGING/
NATURE BASED
SENSORY
KEEP EXISTING
ACCESS POINT
FUTURE
PAVILION /
EXISTING
RESTROOMS
SOUND
EXISTING
PAVILION
SENSORY /
INTEGRATION
TO NATURE
KEEP EXISTING
ACCESS POINT
PROVIDE TEMPORARY
WALK ACCESS TO
PARKED CARS

DR. MARTIN LUTHER KING JR. PARK: PLAYGROUND + SPLASH PAD

1. ENTRY FROM PARKING LOT
2. EXISTING PAVILION
3. NATURE SENSORY STATION
4. RECOLATED SINGLE AND GROUP SWINGS
5. CASTLE PLATFORM OVER 5' ARTIFICIAL TURF MOUND
6. CONCRETE WALK ACCESS TO CASTLE PLATFORM
7. ROLLER SLIDES OVER TURF MOUND
8. OPEN TUBE SLIDE OVER MOUND
9. CLIMBING ROCKS
10. BRIDGE CONNECTION TO EXISTING CASTLE
11. EXISTING CASTLE PORTION TO REMAIN
12. CLIMBING TOWER
13. TUNNEL ENTRIES ON SENSORY WALL
14. POURED IN PLACE RUBBER PATH
15. PLAYGROUND MULCH
16. ROPE SWING
17. TRUNK STEPS TO SODDED EXISTING MOUND
18. SPLASH PAD / RIVERINE
19. RELOCATED PICNIC TABLES OVER MULCH
20. RELOCATED TODDLER SWINGS
21. ARTIFICIAL TURF MOUND WITH SENSORY "ROOMS" AND TUNNEL
22. SOUND EQUIPMENT ON ARTIFICIAL TURF
23. ENTRY FROM EXISTING RESTROOM
24. ENTRY FROM NORTH OF PARK
25. PLAYGROUND FENCE
26. EXISTING TREES, TYP.
27. PLAYGROUND SEATING , TYP.
28. PROPOSED PALM TREES
29. SPLASH PAD EQUIPMENT

DIX·HITE

2022-05-10

SCALE: 1"=40'

0 20 40

COMPOSITE WOOD + CARGO NET

CASTLE CHARACTER

SENSORY WALLS

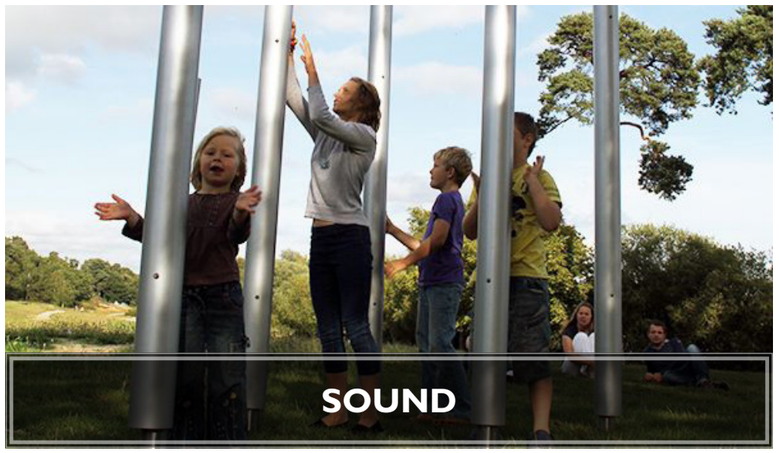

SOUND

ROLLING SLIDE ON LAND MOUND

SPLASH PAD / RIVERINE

CLIMBING ROCKS ON LAND MOUND

LEVELED TRUNKS

INTEGRATED TUNNELS

KEY MAP

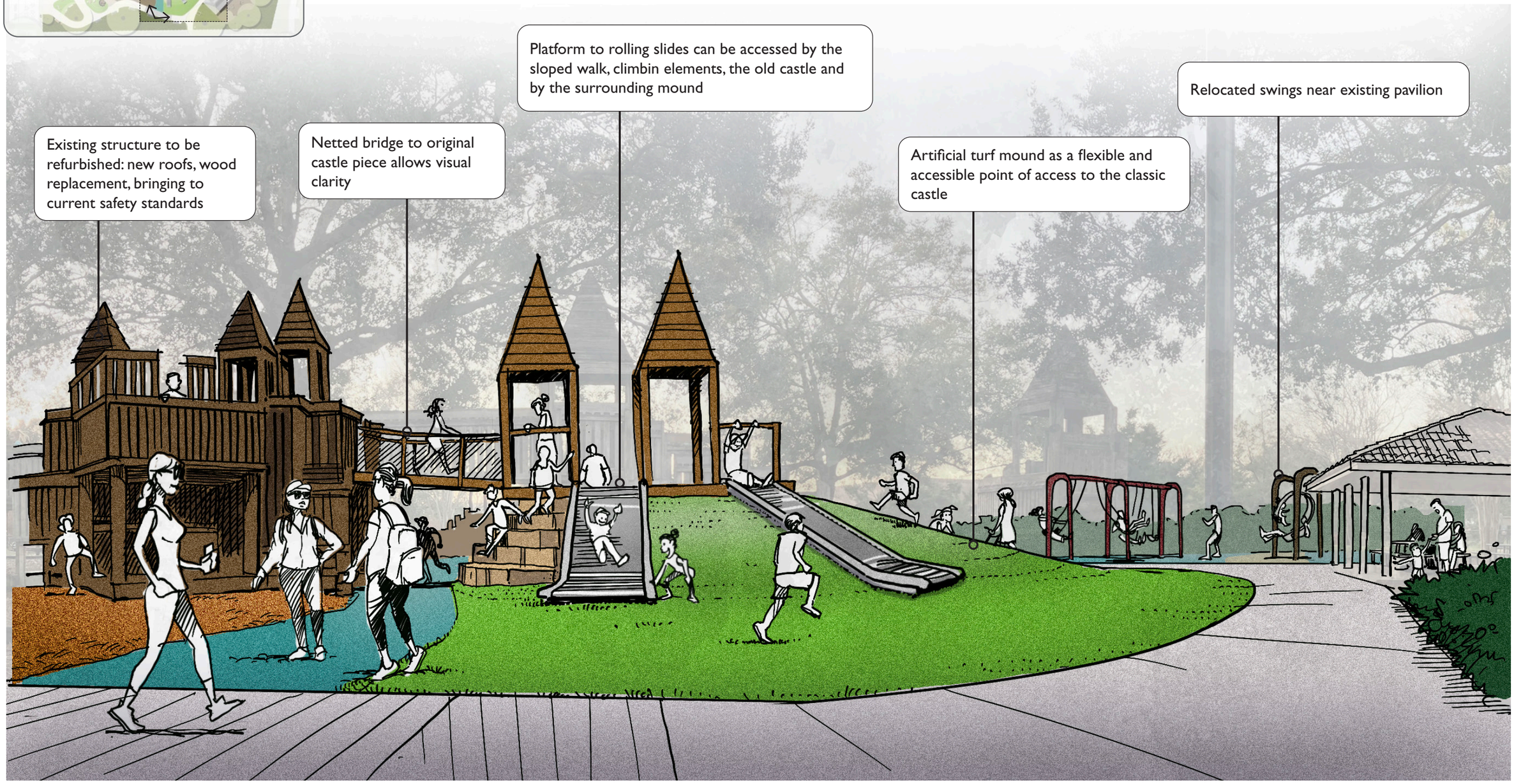
Existing structure to be refurbished: new roofs, wood replacement, bringing to current safety standards
Netted bridge to original castle piece allows visual clarity
Platform to rolling slides can be accessed by the sloped walk, climbin elements, the old castle and by the surrounding mound
Artificial turf mound as a flexible and accessible point of access to the classic castle
Relocated swings near existing pavilion

KEY MAP

All elements connect with the story of the castle including tunnels, climbing walls and ground material
Climbing tree trunks integrated into the natural mound by the existing Oak trees
Climbing tower connects to the south point of the castle, with sensory elements at various levels

Splash pad is in riverine form, allowing for children's imagination to continue the castle and fort story throughout the playground

Raised artificial turf by caprock walls allow spaces for children and babies to sunbathe and rest

Various water experiences provided for different ages and preferences

SITE FURNISHINGS

PICNIC TABLE

EXISTING TABLES TO BE RELOCATED IF IN GOOD CONDITION

IF TABLES ARE TO BE REPLACED, USE MONOLINE CAROUSEL TABLE
MANUFACTURER: SITE PIECES
COLOR: TBD

SEATING



EXISTING LOG BENCHES TO BE RELOCATED IF IN GOOD CONDITION

ALL OTHER BENCHES TO FOLLOW EXISTING CITY STANDARD

TRASH RECEPTACLE

EXISTING TRASH RECEPTACLES TO BE RELOCATED IF IN GOOD CONDITION

BIKE RACK

ROUND RACK
MANUFACTURER: DERO
COLOR: TBD

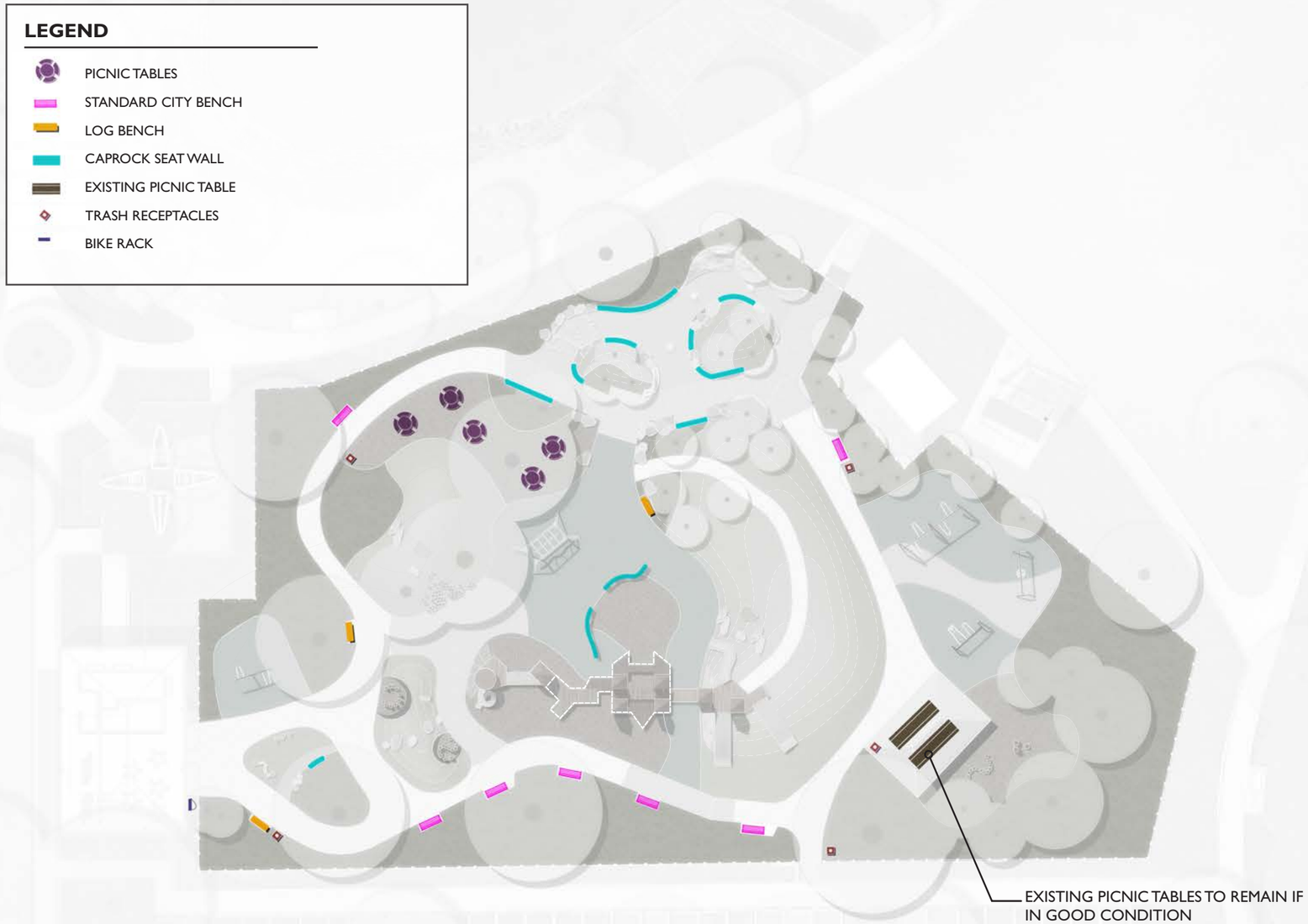

MATERIALS PALETTE


POURED IN PLACE RUBBER


ARTIFICIAL TURF

FLORIDA STONE WALLS

CONCRETE ROCK FORMATION

BOARD FORMED / STAMPED CONCRETE

EXPOSED AGGREGATE CONCRETE

SHREDDED HARDWOOD MULCH

LEGEND

- POURED IN PLACE RUBBER
- ARTIFICIAL TURF
- FLORIDA STONE WALLS
- CONCRETE ROCK FORMATION
- BOARD FORMED / STAMPED CONCRETE
- EXPOSED AGGREGATE CONCRETE
- SHREDDED HARDWOOD MULCH

LANDSCAPE MATERIAL

SABAL MINOR
DWARF PALMETTO

MUHLENBERGIA CAPILLARIS
MUHLY GRASS

NEPHROLEPIS BISERRATA
MACHO FERN

VIBURNUM OBOVATUM DENSA
DWARF WALTER'S VIBURNUM



ILEX VOMITORIA
DWARF YAUPON

TRIPSACUM DACTYLOIDES
FAKAHATCHEE GRASS

HAMELIA PATENS
FIREBUSH

APPENDIX A: PLAYGROUND & SPLASH PAD COMMUNITY WORKSHOP

"WHAT WE HEARD"

TOP TAKE AWAYS

- Play:
- Variety of equipment appealing to multiple ages
- Naturalistic in material, aesthetic, form
- Structure to be low mainteance
- Multiple surfaces & textures
- Safe
- Simple
- Splash Pad:
- Incorporate multiple depths
- Mimic nature
- Inclusive / accessible
- Multi-generational
- Clear surveillance from multiple seating points
- Improve parking lighting
- Provide more color & interest among surrounding plant material

PLAY & SPLASH PAD

- Include composite material or alternative to wood
- Incorporate different materials & surfaces
- Keep elements of play connected
- Relate to nature & natural elements when possible
- Provide ample spaces to foster imagination & creativity
- Incorporate more colors
- Pay homage to original structure with a modern update
- Keep visibility of structures & tunnels clear
- Love vertical elements that allow for climbing
- Incorporate elements for multiple age groups & levels of play
- Provide ample seating around playground for parents
- Love rope swing options
- Density over spread is key for play structures
- Incorporate stepping & weaving motions
- Scale play equipment to accommodate popular features
- Include multiple bridge access points to castle structure
- Improve upon existing castle with additional viewing & clear areas
- Include a variety of difficulty levels on castle bridges
- Love swinging areas being located away from main castle structure
- Provide seating in direct view of playground elements
- Include shade over areas of water interaction
- Provide variety of water depth levels for varying levels of difficulty
- Be sure to include accessible water interaction opportunities
- Include safe water interactions for a variety of ages

QUESTIONS & CONCERNS

- No proposed areas for dogs - should there be?
- Dog run & water fountains
- Keep existing dog bag stations
- Shade options need to be provided for all structures & amenities
- Reference other proposed and existing parks in the area for problems
- Provide enough trash receptacles to keep the park clean
- What type of fencing is used? How opaque should it be?
- Are there going to be auto-closing gates?
- Should a park attendant be hired to watch over the splash pad?
- Summer months would be preferred to have a member on staff
- Observation from watchtower building or office
- Ensure accessibility coming from the Memorial corner
- Incorporate ample lighting around edges of play & parking areas
- Questionable visibility with the longer tunnels - shorten?
- Is exercise equipment going to be incorporated anywhere?
- Integrated on site or nearby?
- Are there designated areas for stroller parking? Bike parking?
- Is there a way to prevent / discourage people from sleeping in tunnels?
- How can sound be incorporated into equipment or plant material?
- Can we provide sensory elements along a designated trail?
- Can these tie into the trail leading to the library?

401 South Park Avenue • Winter Park, Florida 32789

Media Inquiries: Clarissa Howard
407-599-3428 • 407-948-2044 cell

Communications

PRESS RELEASE

Public meeting scheduled to review concepts for Community Playground at Martin Luther King, Jr. Park

WINTER PARK, FL, *an internationally recognized, award winning city with multiple accredited agencies* (January 31, 2023) The City of Winter Park and its Community Redevelopment Agency (CRA) will host a community meeting on **Tuesday, February 7, at 6 p.m.,** in the Winter Park Community Center located at 721 West New England Avenue. The purpose of this meeting is to review concepts developed from the public and stakeholder input received regarding enhancements to the Community Playground and surrounding area in Martin Luther King, Jr. Park.

During the summer 2022, the city held public meetings to receive feedback on necessary renovation and upgrades of the Community Playground, also known as Castle Park. After decades of wear and tear, the playground is in need of enhancements including improvements to bring the playground into compliance with today's safety standards.

Martin Luther King, Jr. Park has become enlivened and engaged with the opening of the new Winter Park Library & Events Center in 2021, which overlooks Lake Mendsen and the 23-acre park. In recent years, the CRA has worked to establish parameters for public investment into the park, including a memorial corner near the intersection of South Denning Drive and West Morse Boulevard, and an overall park concepts package.

For additional information regarding the community meeting, please contact the Parks & Recreation Department at 407-599-3357 or MLKParkReno@cityofwinterpark.org.

###

MLK Park Stakeholder Addresses

City of Winter Park

Economic Development/
CRA

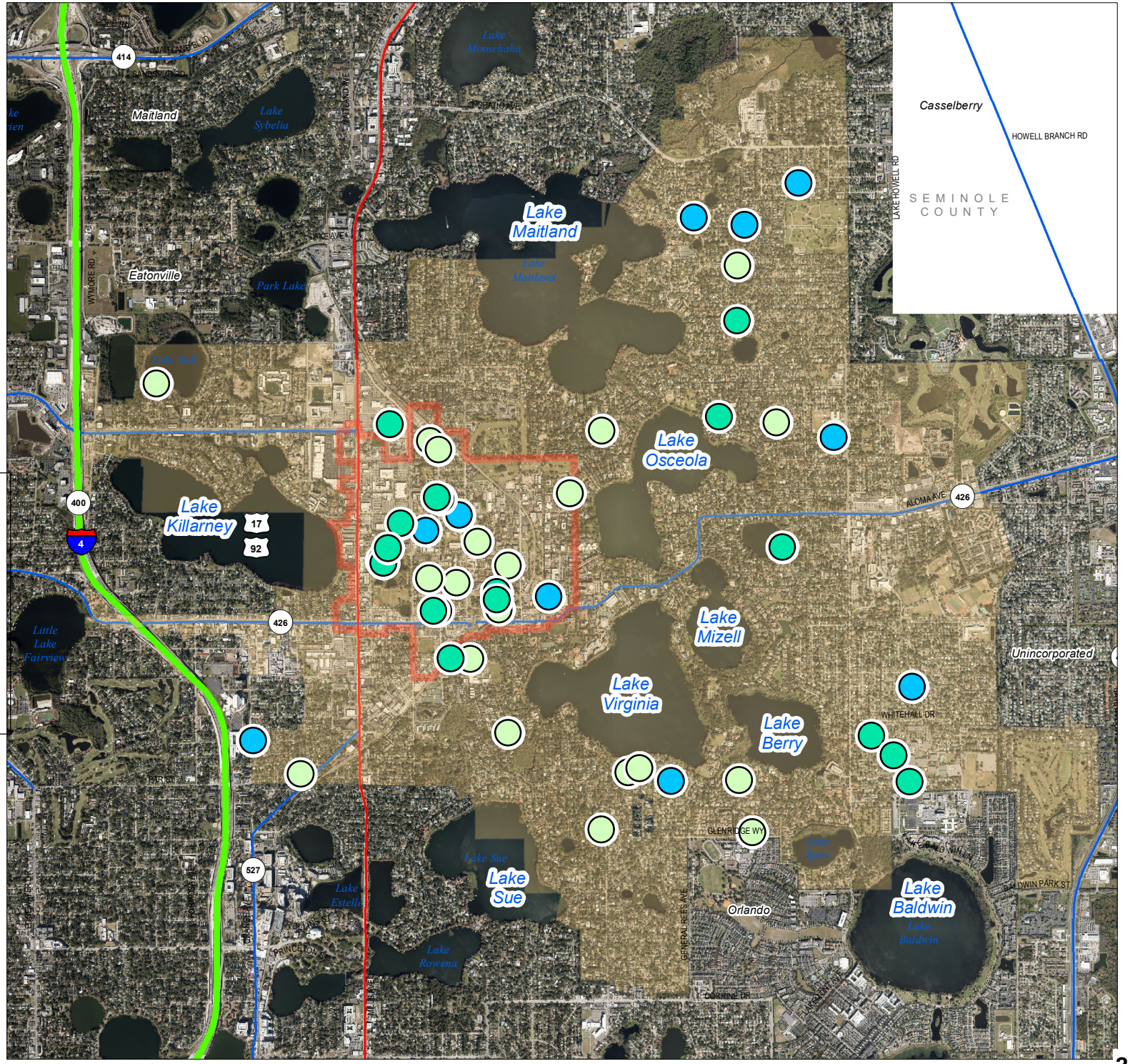

Legend

- January '23 Meeting Addresses (16)
- July Meeting Addresses (18)
- June Meeting Addresses (26)
- Winter Park
- CRA.DBO.CRAMergedBoundary

N
W E
S

*Not intended to be used for purposes outside the project scope